



Non Verbal Reasoning Worksheet 2

Name:

Date started:

- Try to work neatly
- Pay careful attention to what each set is asking for.
- Make sure to ask for help should you need it.

There are twelve marks available for each set and sixty in total for each worksheet.

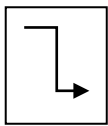
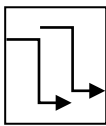
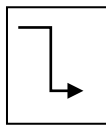
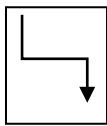
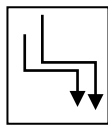
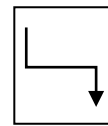
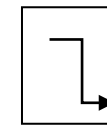
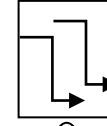
Set 1	Set 2	Set 3	Set 4	Set 5
/12	/12	/12	/12	/12

Worksheet total
— / 60

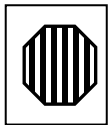
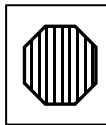
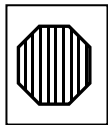

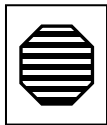
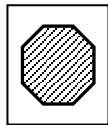
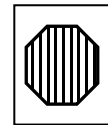
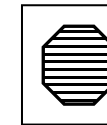
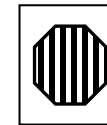
Set 1: Sequences

The blank square in the first five boxes needs to be filled by one of the patterns in the second five boxes. Circle or underline the letter under the box with the correct pattern.


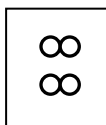
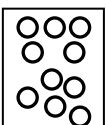
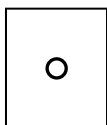
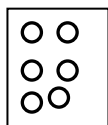
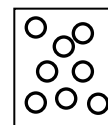
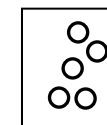
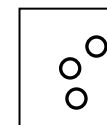
Example:

										
			?			A	B	C	D	E

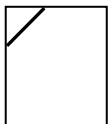
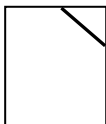
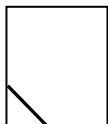
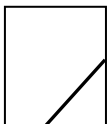
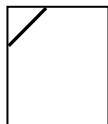
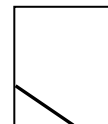
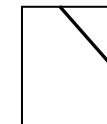

1.

											
							A	B	C	D	E

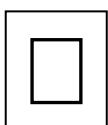
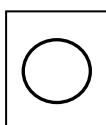
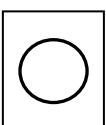

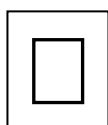
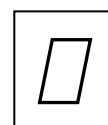
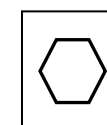
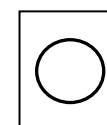
2.

										
						A	B	C	D	E

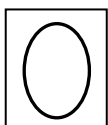
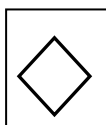

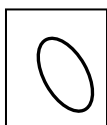


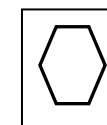
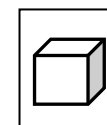
3.

										
						A	B	C	D	E

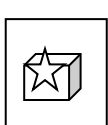
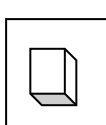
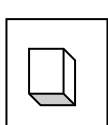


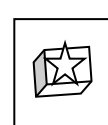
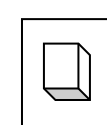
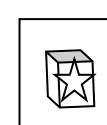
4.

										
						A	B	C	D	E


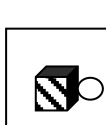

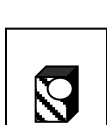

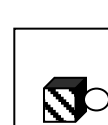

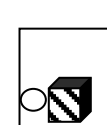
5.

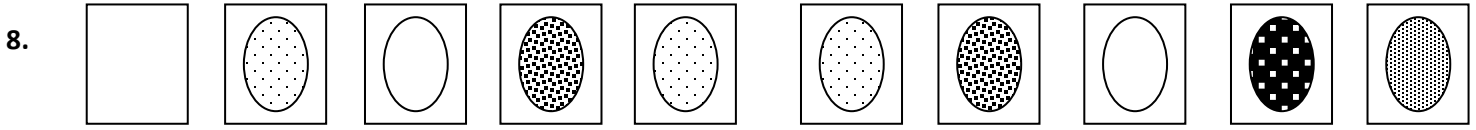
										
						A	B	C	D	E

6.

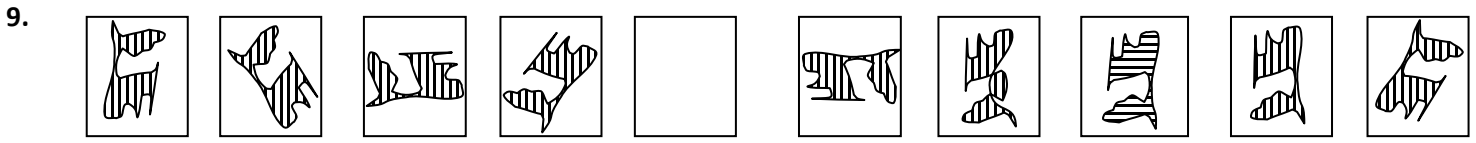
										
						A	B	C	D	E

7.

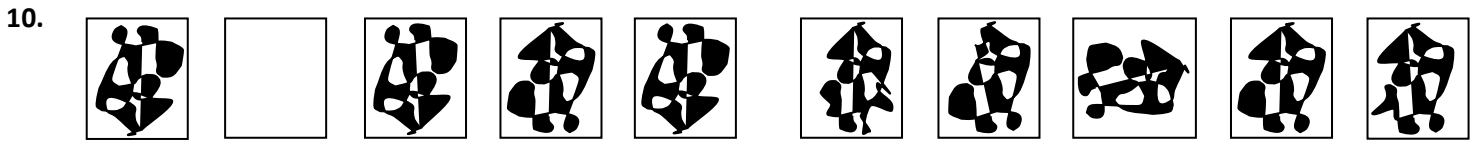
										
						A	B	C	D	E



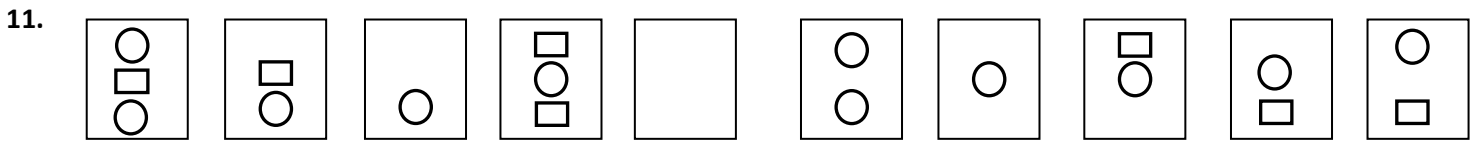
A B C D E



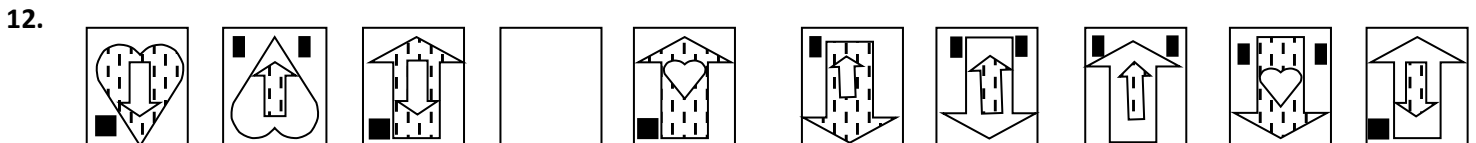
A B C D E



A B C D E



A B C D E



A B C D E

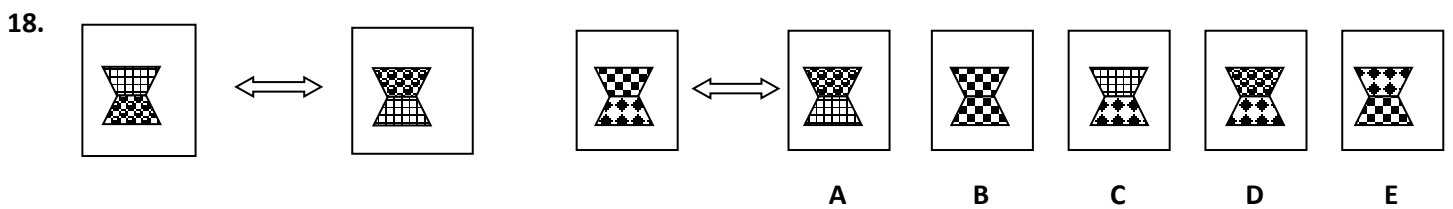
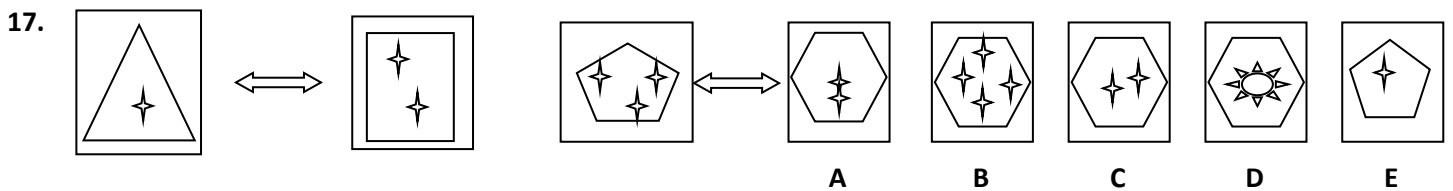
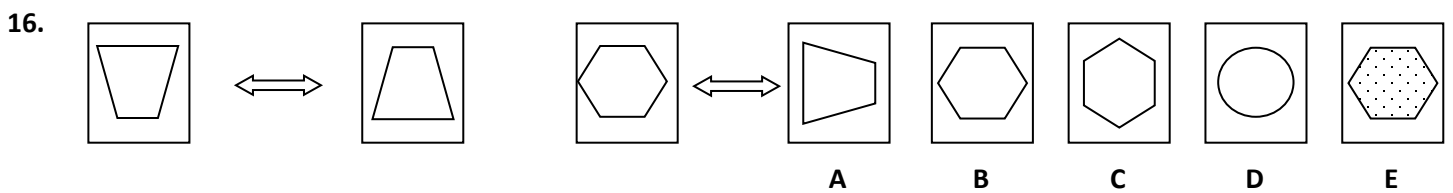
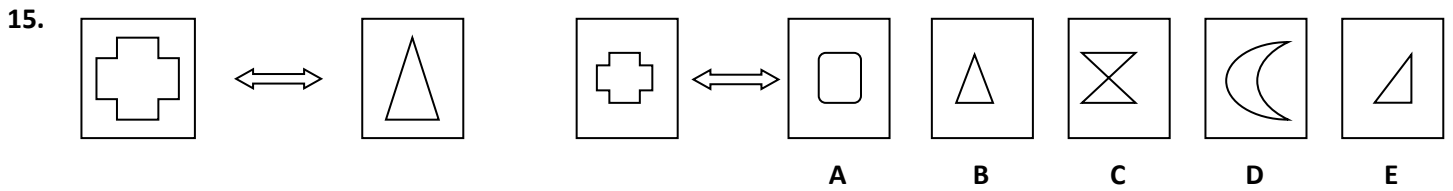
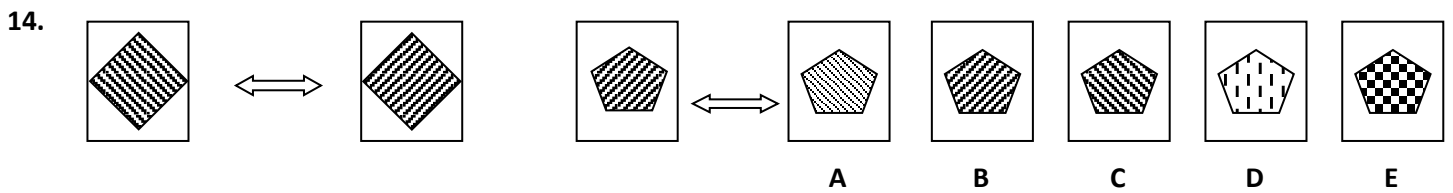
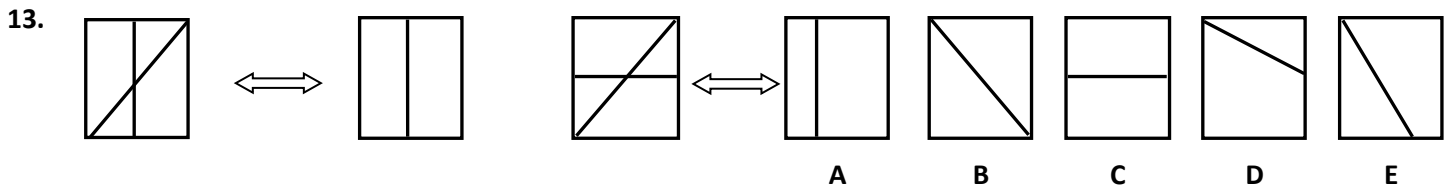
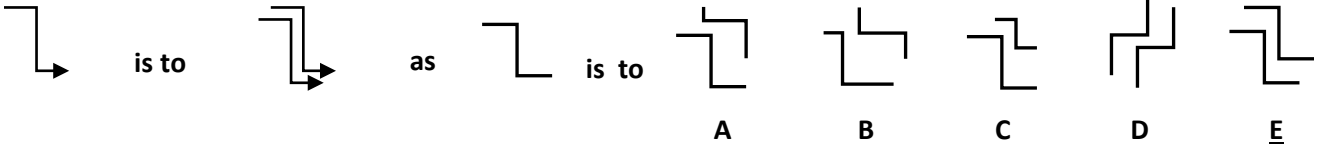


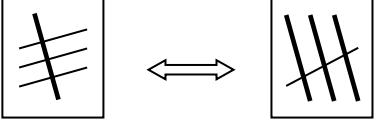
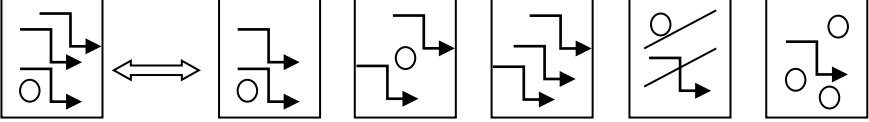
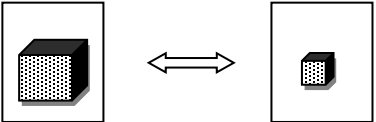
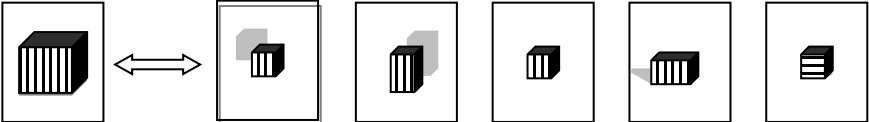
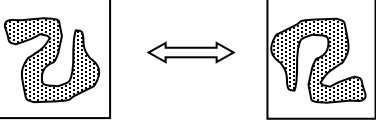
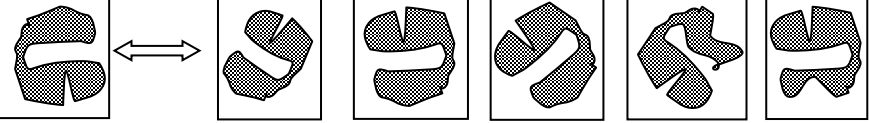
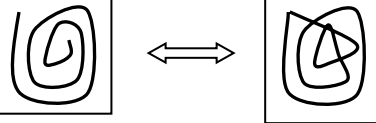
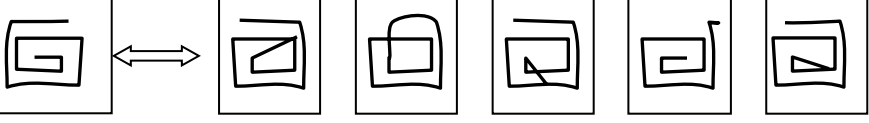
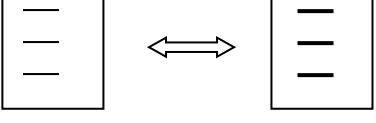
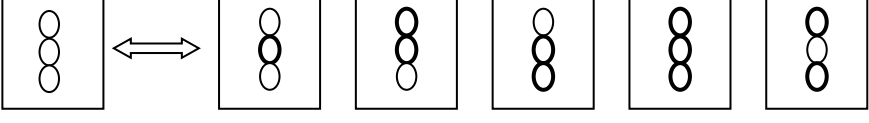
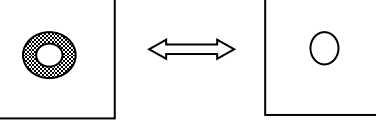
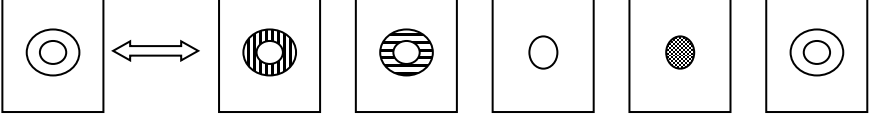
Turn over and continue with the questions

Set 2: Analogies.

There are three shapes in the first three boxes. The first two shapes are related to each other in some way. The third shape is related to one of the shapes in the five boxes. Circle or underline the correct letter.

Example:



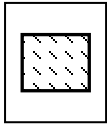
19.  
- A B C D E
20.  
- A B C D E
21.  
- A B C D E
22.  
- A B C D E
23.  
- A B C D E
24.  
- A B C D E



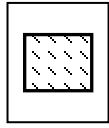
Set 3: Odd One Out

There are five shapes in five boxes. One of the shapes is not like the others. Circle or underline the letter to show the odd one out

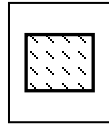
Example:



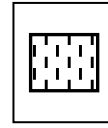
A



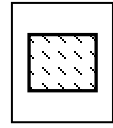
B



C

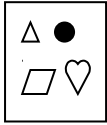


D

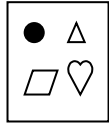


E


25.



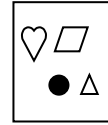
A



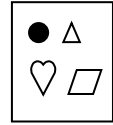
B



C

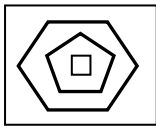


D

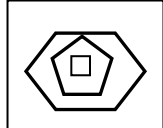


E

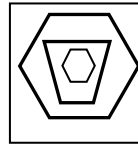
26.



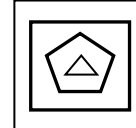
A



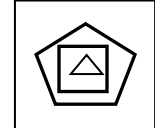
B



C

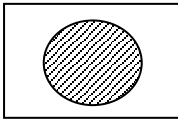


D

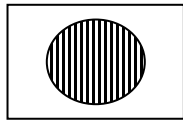


E

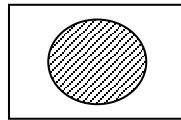
27.



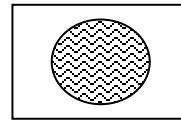
A



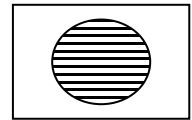
B



C

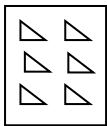


D

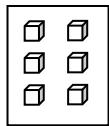


E

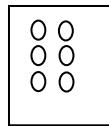
28.



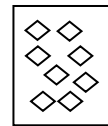
A



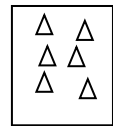
B



C



D

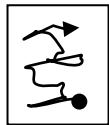


E


29.



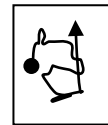
A



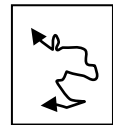
B



C

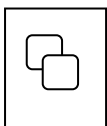


D

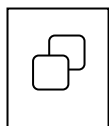


E

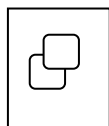
30.



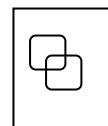
A



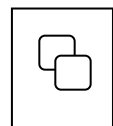
B



C

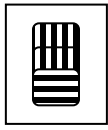


D




E

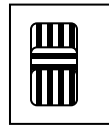
31.



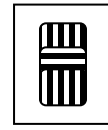
A



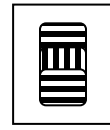
B



C

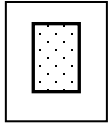


D

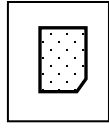


E

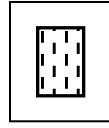
32.



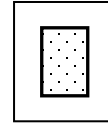
A



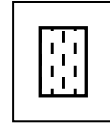
B



C




D




E


33.




A




B



C

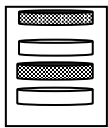


D

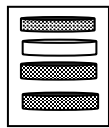


E

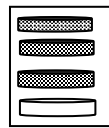
34.



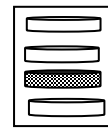
A




B



C

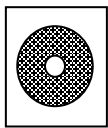


D

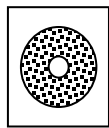


E

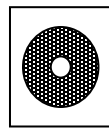
35.



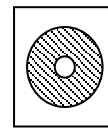
A



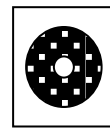
B



C




D

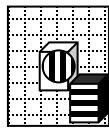


E

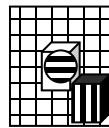
36.



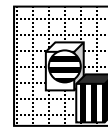
A



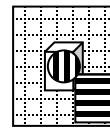
B



C



D



E

Set 4: Shapes and Codes

Each shape on the left side has a code beneath it. The code relates to the shape and the type of shape. In the example, three of the shapes have dots in them, and the letter M is under each shape. This means that M stands for dots. There are two T's both under triangles, so T must stand for the triangle shape. S must stand for Square, and V must be the code for Circle. So, the code for the shape "Square with no dots" must be SG. That answer, C, has been circled.

Example:



SM



TG



TM



VM



Code for this shape is

TT

GT

SG

MV

VG

a

b



d

e

37.



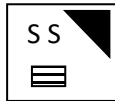
PAT



QBT



RCT



SCY



Code for this shape is

BQY

YQB

BNQ

QBY

TSB

a

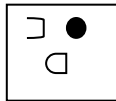
b

c

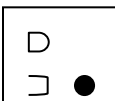
d

e

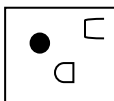
38.



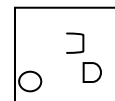
ANS



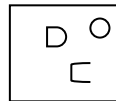
ANR



BNS



AMR



Code for this shape is

CDS

MBN

RMB

BOR

BMR

a

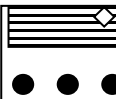
b

c

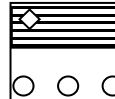
d

e

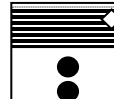
39.



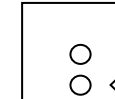
XON



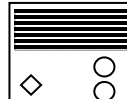
XPN



YON



YPZ



Code for this shape is

YPN

XPZ

XPN

XOZ

YOZ

a

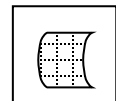
b

c

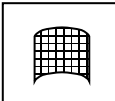
d

e

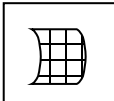
40.



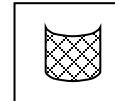
RS



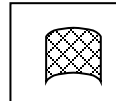
CS



LC



TD



Code for this shape is

CS

CD

DR

SL

CS

a

b

c

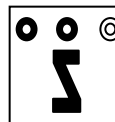
d

e

41.



VBD




HCE



HCD



VCD



Code for this shape is

HBE

CDV

HHV

BVD

VEC

a

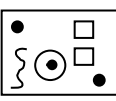
b

c

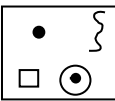
d

e

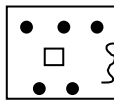
42.



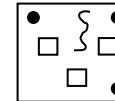
CXB



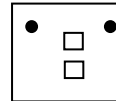
CYA



PZA



PXD



Code for this shape is

CXA

PYD

PYB

PXA

CZD

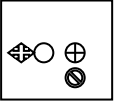



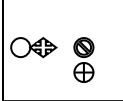
a


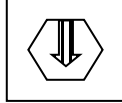

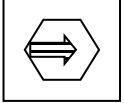

b



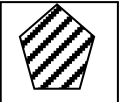


c

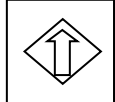

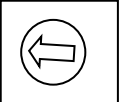
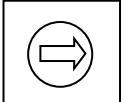

d






e


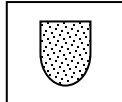
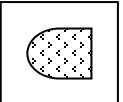

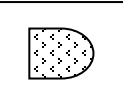
43.      CAB CRR RBC LLC RCR
a b c d e

44.      WJQX YZQK ZWQK QZYP PZXQ
a b c d e

45.      LD HX VX VL HH
a b c d e

46.      LBR LRM RLB MBU LRB
a b c d e

47.      DPS RPY DSX DSY RSX
a b c d e

48.      MR LR TM ZU LD
a b c d e

Turn over and continue with the questions

Set 5: Similar But Opposite

One of the shapes A,B,C,D is exactly the same as the first shape but facing in the opposite direction. Circle the letter under one of the four shapes which you think is opposite to the first shape.

Example:

Facing the opposite direction is:			A	B	C	D	

49.							
Facing the opposite direction is:			A	B	C	D	

50.							
Facing the opposite direction is:			A	B	C	D	

51.							
Facing the opposite direction is:			A	B	C	D	

52.							
			A	B	C	D	

53.							
			A	B	C	D	

